



Believe. Achieve. Succeed Together.

Iver Village Junior School
Implementing the English Curriculum

Oracy

Article 28, 29

Education must develop every child's personality, talents and abilities to the full

Implementation

Oracy

At IVJS, supporting our pupils in developing oracy skills is essential. In all lessons, oracy is prioritised and pupils are encouraged to develop skills as speakers and listeners in all subject areas. Oracy is also essential for building vocabulary for all learners which supports them in developing knowledge and understanding in all subject areas.

Oracy is not taught as a discrete lesson, but embedded throughout our curriculum, in which there are meaningful opportunities to engage in speaking and listening activities that allow pupils to both learn **to** talk and learn **through** talk.

Pupils are taught and provided with opportunities to take on different roles in talk. They are supported to develop their understanding of their talk role through stem sentences.

Student Talk Tactics




<p>Instigate</p> <p>Present an idea or open up a new line of inquiry</p>  <ul style="list-style-type: none">“ I would like to start by saying ____“ I think ____“ We haven't yet talked about ____ <p>Instigate</p>	<p>Probe</p> <p>Dig deeper, ask for evidence or justification of ideas</p>  <ul style="list-style-type: none">“ Why do you think ____?“ What evidence do you have to support X idea?“ Could you provide an example? <p>Probe</p>
<p>Challenge</p> <p>Disagree or present an alternative argument</p>  <ul style="list-style-type: none">“ I disagree because ____“ To challenge you X, I think ____“ I understand your point of view, but have you thought about ____? <p>Challenge</p>	<p>Clarify</p> <p>Asking questions to make things clearer and check your understanding</p>  <ul style="list-style-type: none">“ So are you saying ____?“ Does that mean ____?“ Can you clarify what you mean by ____? <p>Clarify</p>
<p>Summarise</p> <p>Identify and recap the main ideas</p>  <ul style="list-style-type: none">“ So far we have talked about ____“ The main points raised today were ____“ Our discussion focused on ____ <p>Summarise</p>	<p>Build</p> <p>Develop, add to or elaborate on an idea.</p>  <ul style="list-style-type: none">“ Building on X's idea ____“ I agree and would like to add ____“ X's idea made me think ____ <p>Build</p>

© 2022 Voice 21. Voice 21 is a registered charity in England and Wales. Charity number 1152672 | Company no. 08166798

Pupils recognise talking opportunities in class with visual supports and are provided with stem sentences to guide conversations:

Think about the solar system and the planets, do you know anything at all?



I think there are 20 planets.


I know that ...

I think that ...


Be ready to feedback what your partner has said to the class.

Pupils are also taught the importance of listening and what listening looks like:


Giving Proof Of Listening Means



Listen carefully
Try to summarise what has been said and ask questions.



Face the speaker
Make sure you are looking at the speaker so that they know you are listening.



Body language
Use your body language to show that you are calm and focused.

