



Art

Lesson 1

Vincent Van Gogh



## Learning Question:

How can I explore and respond to the works of different artists?

## Success Criteria:

- Explore a variety artists works
- Analyse the artworks of artists forming your own opinion – do you like the artwork and why?
- Respond to the different artworks by producing a piece of work in the style of each artist.


## Vocabulary

- Artist
- Artwork
- Art History
- Van Gogh
- Piet Mondrian
- Alma Thomas
- Heather Galler
- ThankYouX
- Post Impressionist
- Cubism
- Abstract Expressionism
- Pop Art
- Street Art


We are going to explore 5 different artists and their different artworks.



Vincent Van Gogh



Piet Mondrian



Alma Thomas



Heather Galler



Thank You X

# Vincent Van Gogh

- Vincent Van Gogh
- Born 30<sup>th</sup> March 1853 in Zundert, Netherlands
- Dies 29<sup>th</sup> July 1890 aged 37
- Suffered with his mental health
- A Post Impressionist painter
- Paints with short quick brushstrokes
- Did not sell a single painting whilst he was alive



## Sunflowers 1889



Van Gogh didn't have a lot of money, he used what was around him as subjects for his paintings.

He created 5 versions of this vase of sunflowers.


One version is on display at The National Gallery, in London.

## Self Portrait with Grey Felt Hat, 1887/88

Van Gogh painted this self portrait between the end of 1887 and 1888.

He was inspired by the Pointillist's technique (individual dots) and created his own technique. Van Gogh's technique uses short stripes of paint in different directions. You can see them in this portrait.

Van Gogh experimented with colour in this portrait. He used complementary colours next to each other – look at the blue and orange in the background and the red and green in his beard.



# The Bedroom, 1888

Van Gogh painted his bedroom in 1888.

This was one of Vincent's favourite paintings.

In the original painting the blue walls and doors were purple. However as time has passed the red pigment in the paint has faded leaving only the blue behind.



# Task

Complete ONE of the following tasks:

- Draw a picture of your bedroom. Try and replicate Van Gogh's style.
- Using these slides and the fact sheet create a written project about Van Gogh.
- Try and replicate one of Van Gogh's paintings. You can use any medium (equipment) you have available.
- Create a self portrait in Van Gogh's style.

This task can be completed individually or as a sibling collaboration.

Remember to send a picture of your work to your class teacher.